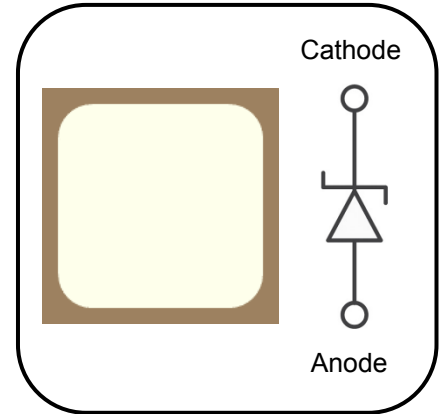


# 3<sup>rd</sup> Generation 1200V/1A SiC Schottky Barrier Diode

## Features

- Revolutionary semiconductor material - Silicon Carbide (SiC)
- No reverse recovery
- High-speed switching performance
- Temperature-independent switching behavior
- System cost / size savings due to reduced cooling requirements
- Junction temperature range from -55°C to 175°C
- RoHS compliant



## Potential Applications

- Industrial power supplies: Industrial UPS
- Battery chargers
- Solar inverters
- Switch mode power supplies



## Description

The ADS120J001B3 SiC Schottky Barrier Diode (SBD) has been developed using Sanan’s advanced 3<sup>rd</sup> generation SiC SBD technology with the highest performance and reliability. It registers higher efficiency, higher operation temperature and lower loss and can be operated at higher frequency than Si-based solutions. As to the Schottky structure, it shows no recovery at turn-off and allows a low leakage current with reverse voltage up to 1200V. It can contribute to system miniaturization and achieve lightweight system design. Using RoHS compliant components, it is qualified for use in industrial application.

## Product Specifications

Device	$V_{RRM}$	$I_F$ (135°C)	$V_F$ (25°C)	$Q_C$
ADS120J001B3	1200V	1.1A	1.35V	6.4nC

## CONTENTS

<b>Features</b> .....	<b>1</b>
<b>Potential Applications</b> .....	<b>1</b>
<b>Description</b> .....	<b>1</b>
<b>Product Specifications</b> .....	<b>1</b>
<b>Table 1. Maximum Ratings</b> .....	<b>3</b>
<b>Table 2. Thermal Resistance</b> .....	<b>3</b>
<b>Table 3. Static Electrical Characteristics</b> .....	<b>4</b>
<b>Table 4. Dynamic Electrical Characteristics</b> .....	<b>4</b>
<b>Electrical Characteristic Diagrams</b> .....	<b>5</b>
<b>Ordering Information</b> .....	<b>6</b>
<b>Important Notices – Read Carefully</b> .....	<b>7</b>
<b>Warning</b> .....	<b>7</b>

**Table 1. Maximum Ratings**

(T<sub>c</sub> = 25°C, unless otherwise specified)

Parameter	Symbol	Value	Unit	Test conditions
Repetitive peak reverse voltage	V <sub>RRM</sub>	1200	V	T <sub>c</sub> = 25°C
Surge peak reverse voltage	V <sub>RSM</sub>	1200		T <sub>c</sub> = 25°C
DC reverse voltage	V <sub>DC</sub>	1200		T <sub>c</sub> = 25°C
Continuous forward current	I <sub>F</sub>	2.4	A	T <sub>c</sub> = 25°C
		1.1		T <sub>c</sub> = 135°C
		1.0		T <sub>c</sub> = 145°C
Surge non-repetitive forward current	I <sub>FSM</sub>	15	A	T <sub>c</sub> = 25°C, t <sub>p</sub> = 10ms, half sine pulse
Repetitive peak forward current	I <sub>FRM</sub>	9	A	T <sub>c</sub> = 25°C, t <sub>p</sub> = 10ms, half sine wave D = 0.1
i <sup>2</sup> t value	∫i <sup>2</sup> dt	1.13	A <sup>2</sup> s	T <sub>c</sub> = 25°C, t <sub>p</sub> = 10ms
Operating junction temperature	T <sub>j</sub>	-55~175	°C	
Storage temperature	T <sub>stg</sub>	-55~175	°C	

**Table 2. Thermal Resistance**

Parameter	Symbol	Values			Unit	Test condition
		Min.	Typ.	Max.		
Thermal resistance from junction to case	R <sub>th(j-c)</sub>	/	19	/	°C/W	

\*Thermal Resistance is collected in SMBF

**Table 3. Static Electrical Characteristics**

(T<sub>j</sub> = 25°C, unless otherwise specified)

Parameter	Symbol	Values			Unit	Test conditions
		Min.	Typ.	Max.		
DC blocking voltage	V <sub>DC</sub>	1200	/	/	V	I <sub>R</sub> = 100 μA
Forward voltage	V <sub>F</sub>	/	1.35	1.50	V	I <sub>F</sub> = 1A, T <sub>j</sub> = 25°C
		/	1.80	2.20		I <sub>F</sub> = 1A, T <sub>j</sub> = 175°C
Reverse current	I <sub>R</sub>	/	1	8	μA	V <sub>R</sub> = 1200V, T <sub>j</sub> = 25°C
		/	2	16		V <sub>R</sub> = 1200V, T <sub>j</sub> = 175°C

**Table 4. Dynamic Electrical Characteristics**

(T<sub>j</sub> = 25°C, unless otherwise specified)

Parameter	Symbol	Values			Unit	Test conditions
		Min.	Typ.	Max.		
Total capacitance	C	/	88	/	pF	V <sub>R</sub> = 0V, f = 1MHz
		/	6.2	/		V <sub>R</sub> = 400V, f = 1MHz
		/	4.5	/		V <sub>R</sub> = 800V, f = 1MHz
Total capacitive charge	Q <sub>C</sub>	/	6.4	/	nC	V <sub>R</sub> = 800V
Capacitance stored energy	E <sub>C</sub>	/	1.8	/	μJ	V <sub>R</sub> = 800V

### Electrical Characteristic Diagrams

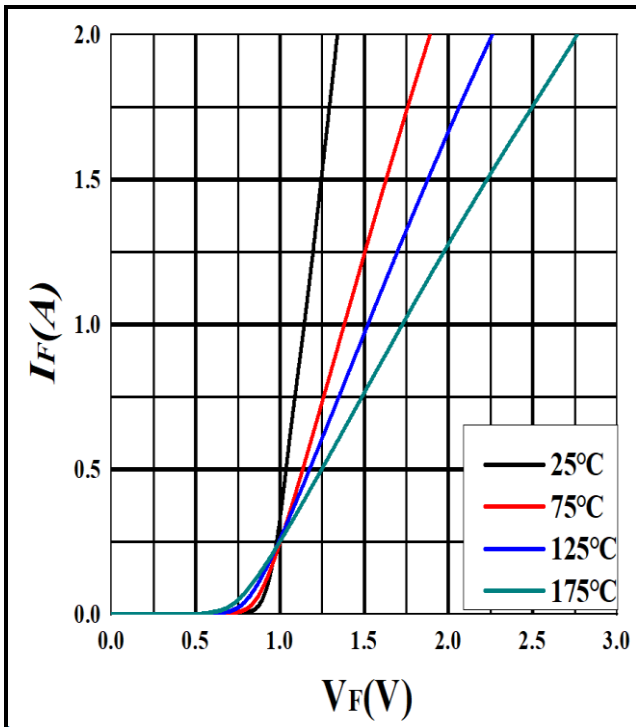


Figure 1. Forward characteristics

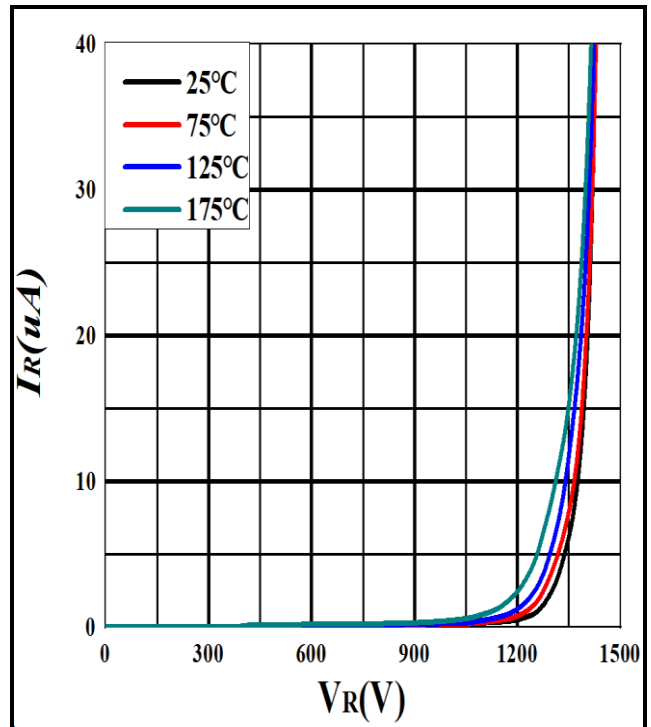


Figure 2. Reverse characteristics

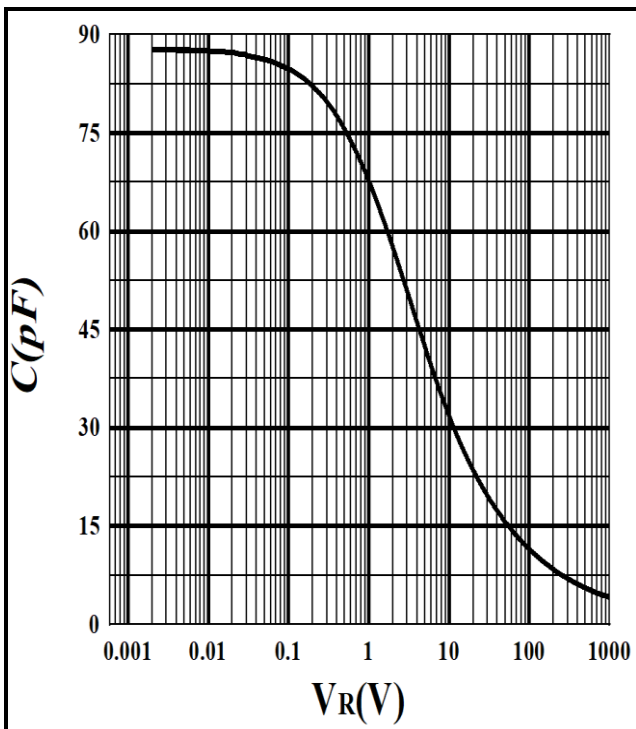


Figure 3. Capacitance vs. reverse voltage

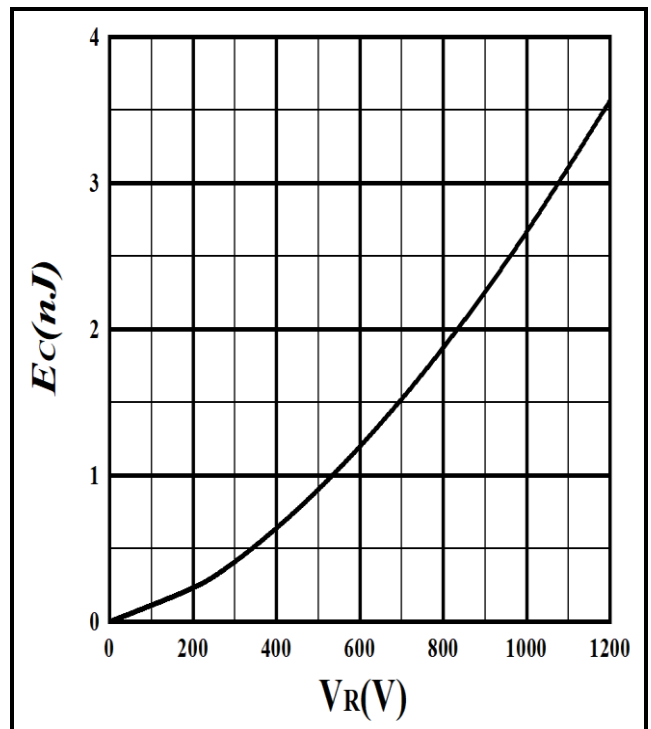


Figure 4. Capacitance stored energy

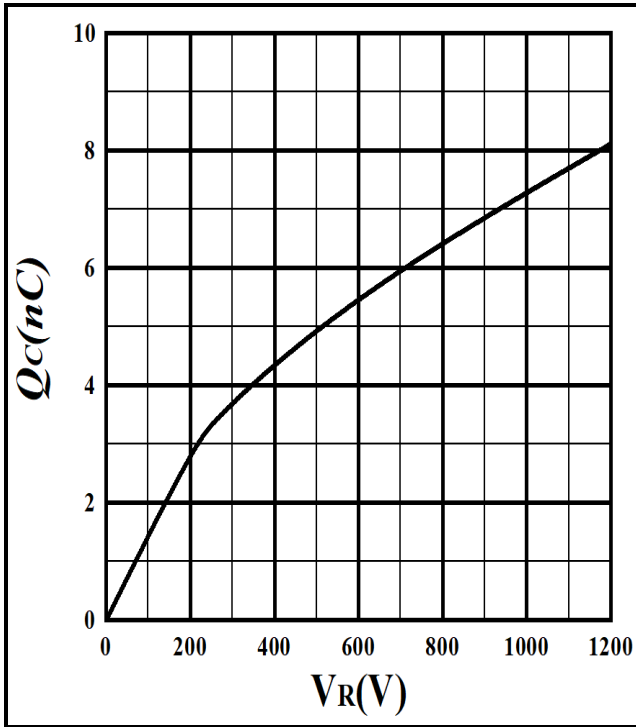


Figure 5. Total capacitance charge vs. reverse voltage

## Ordering Information

Part Number	ADS120J001B3
Package	Bare Die
Packing Method	Wafer
RoHS	Yes

## Important Notices – Read Carefully

Before you use our products, you are requested to carefully read this document and fully understand its contents. Hunan Sanan Semiconductor Co., Ltd. (Hunan Sanan) shall not be in any way responsible or liable for failure, malfunction or accident arising from the use of Hunan Sanan's products.

Hunan Sanan Semiconductor Datasheets are subject to change. Information presented in this document is from the characterization of engineering lots. Hunan Sanan reserves the right to change limits, test conditions, and dimensions without notice. Information contained in this document are typical values and shall in no event be regarded as a guarantee of characteristics. With respect to any information regarding the application of the product, Hunan Sanan hereby disclaims all warranties and liabilities of any kind. The information in this document is exclusively for trained technical staff. It is the responsibility of the customer's technical department to decide the suitability of the product in the customer's application and Hunan Sanan assumes no responsibility or liability whatsoever for the use of the information contained in this document.

In case there is any clause in this document or in any other documents which is contradictory to this clause, this clause shall prevail. This clause shall survive after termination of this document.

## Warning

Due to technical requirements, Hunan Sanan products may contain dangerous substances. For detailed information about the substance(s), please contact the Hunan Sanan office. Hunan Sanan bears no responsibility for any damage whatsoever due to the substance(s) used in Hunan Sanan products.

## Contact info

Website: <https://www.sanan-semiconductor.com/>  
<https://www.sanan-semiconductor.com/en>